

# UC SYSTEMWIDE GRADUATE STUDENTS' BASIC NEEDS DURING COVID-19 SURVEY

*INFOGRAPHIC REPORT: COVID-19 EFFECTS  
ON ACADEMIC LIFE*



## SURVEY METHODS

During the summer of 2020, an online survey was administered to graduate students who had received Basic Needs services at seven University of California campuses. Respondents reported COVID-19 exposures and infections, COVID-19 impacts on work, basic needs (food and housing) and academics, and campus Basic Needs service utilization. The following infographics pertain to COVID-19 impacts on graduate students' academic lives.

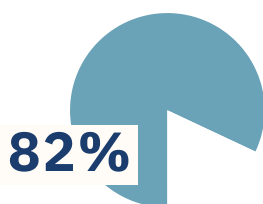


## RESPONSES PER CAMPUS

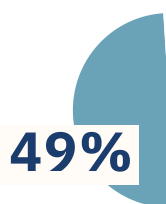
UC San Diego	219	28%
UC Los Angeles	136	17%
UC Riverside	130	16%
UC Irvine	105	13%
UC Berkeley	101	13%
UC San Francisco	51	6%
UC Davis	49	6%
<b>Total</b>	<b>791</b>	<b>100%</b>



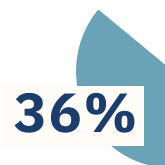
## SAMPLE



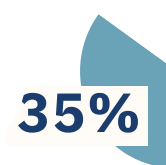
Enrolled in  
courses  
full-time



Graduate  
student  
researchers



Academic  
student  
employees




Conduct own  
graduate  
research

# RESULTS



## COVID-19 EXPOSURE

### HAVE YOU HAD COVID-19?



● **YES** - CONFIRMED BY TEST

● **MAYBE** - SYMPTOMATIC, DIDN'T TEST

**7** students w/ **severe** symptoms  
**49** students w/ **mild** symptoms  
**4** students w/ **no** symptoms

### SHELTER-IN-PLACE/SOCIAL DISTANCING



of students following orders to a **great extent**

**18%** of students are/were living with someone who was not following orders

## INSTITUTIONAL SUPPORT: RESPONDING TO COVID-19

In general, how would you rate your UC campus (i.e., admin. & faculty) on these factors, during COVID-19-----

Responding to **your academic needs**

2.42

Responding to **your health/well-being**

2.40

Handling **transition to remote classes**

2.50

Very Poor (1)

Acceptable (3)

Very Good (5)

## STUDENT CONCERNS: EFFECTS OF COVID-19



### TOP 5: LEARNING

- 74%** Learning effectively in the remote instruction environment
- 71%** Ability to conduct research
- 65%** Having access to an appropriate study space
- 58%** Interacting with faculty outside of class
- 53%** Having access to library resources and services

### TOP 4: GENERAL

- 78%** Being isolated from friends
- 74%** Being isolated from faculty, mentors, and/or advisors
- 71%** Not getting a job after graduation
- 60%** Accessing healthcare

[% based on "concerned" & "very concerned" responses]

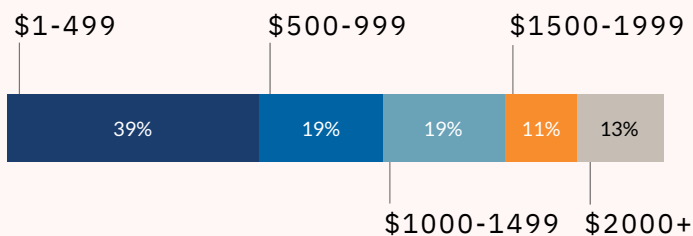
## REMOTE LEARNING EXPENSES




50%

OF STUDENTS REPORTED ACADEMIC EXPENSES, TO CONTINUE STUDYING FROM HOME (N=399)

\$885 AVERAGE SPENT




## ENROLLMENT STATUS



98%

of students reported **no change in enrollment status** due to COVID-19



86%

of students **planned to enroll** in Fall 2020 quarter

Top reasons why **114** students did not plan to enroll or were unsure



61%

Plan to graduate by Fall 2020



14%

Financial challenges



9%

Have concluded coursework



8%

Health concerns

## EFFECTS OF COVID-19 ON ACADEMICS



Which best reflect **your position(s) as an educator**, during the last academic term?

20%  
Teaching Assistant

4%  
Grader/Tutor

3%  
Instructor

[567 students did not identify as educators.]

IMPACT ON ONLINE TEACHING ABILITIES

48%

of educators were impacted by lack of reliable computers, internet connection, and/or other technological needs

Due to COVID-19, of the **462** students who reported conducting research...

Modified their research

58%

Stopped their research

20%

Contacts: Suzanna Martinez, PhD, [Suzanna.Martinez@ucsf.edu](mailto:Suzanna.Martinez@ucsf.edu) & Sevan Kalaydjian, MA, [skalaydj@uci.edu](mailto:skalaydj@uci.edu)