

# UC SYSTEMWIDE GRADUATE STUDENTS' BASIC NEEDS DURING COVID-19 SURVEY

INFOGRAPHIC REPORT: COVID-19 EFFECTS ON STUDENTS' BASIC NEEDS



## SURVEY METHODS

During the summer of 2020, an online survey was administered to graduate students who had received Basic Needs services at seven University of California campuses. Respondents reported COVID-19 exposures and infections, COVID-19 impacts on work, basic needs (food and housing) and academics, and campus Basic Needs service utilization. The following infographics pertain to COVID-19 impacts on graduate students' basic needs.



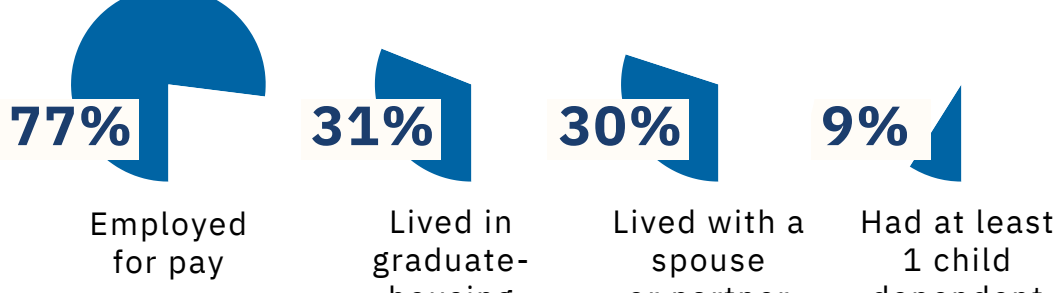
## RESPONSES PER CAMPUS

UC San Diego	219	28%
UC Los Angeles	136	17%
UC Riverside	130	16%
UC Irvine	105	13%
UC Berkeley	101	13%
UC San Francisco	51	6%
UC Davis	49	6%

**Total** 791 100%



## SAMPLE

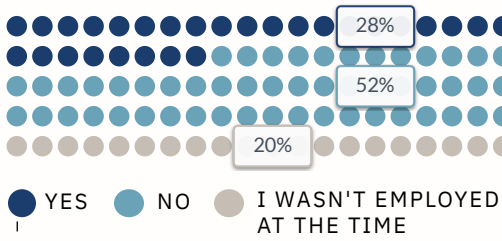


UNIVERSITY OF CALIFORNIA

## RESULTS

### EFFECTS OF COVID-19 ON EMPLOYMENT/PAY

HAVE YOU HAD A CHANGE IN **PAID** WORK DUE TO COVID-19?



**133** students had hours decreased or lost a job

**29** students had hours increased or got a 2nd job

**21** students had no paid work

HAS YOUR WORK **INCOME** CHANGED DUE TO COVID-19?



**\$2,809** students' monthly (pre-taxed) household income prior to COVID-19

**-\$1,069** average decrease in students' income (n=121)

With the nature of your job, are you able to **work remotely**?

**50%** Yes, 100% of the time

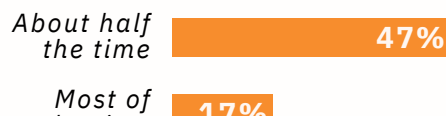
**35%** Yes, less than 100% of the time

**16%** No, not at all

### EFFECTS OF COVID-19 ON FINANCES & FINANCIAL AID

**49%** OF STUDENTS REPORTED THAT THEIR **EXPENSES** HAD **INCREASED** SINCE COVID-19 (n=384)

DURING COVID-19, HOW OFTEN DID YOU SHARE YOUR MONEY WITH LOVED ONES?



**42%** of students reported having a **financial aid package** in AY 2019-20 (n=329)

HOW DID COVID-19 IMPACT YOUR USE OF YOUR FINANCIAL AID PACKAGE?

**46%** MY USAGE DIDN'T CHANGE

**33%** RECEIVED ADDITIONAL COVID-19 FINANCIAL AID

**16%** ACCEPTED MORE OF MY PACKAGE THAN OTHERWISE

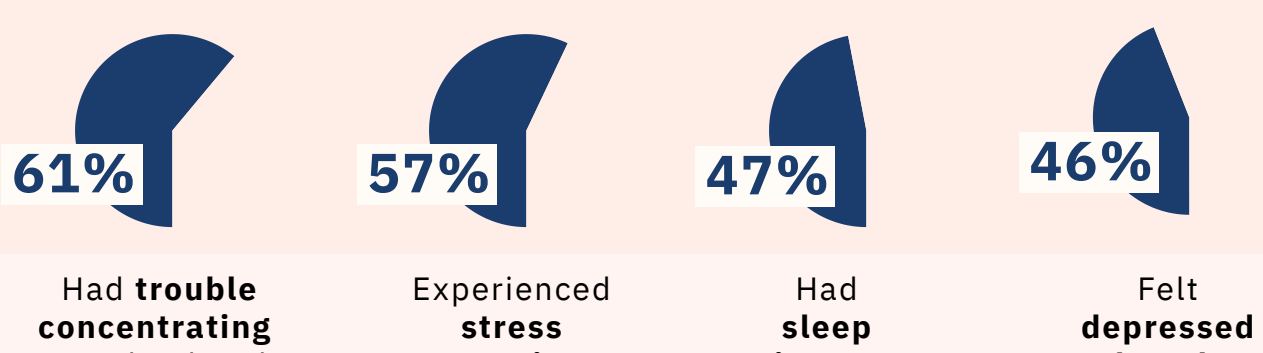
**28%** Have had difficulty covering costs like credit cards during COVID-19

**23%** Applied for housing subsidies or allowances due to COVID-19

**22%** Have had difficulty paying for basic needs like food & housing during COVID-19

### EFFECTS OF COVID-19 ON HEALTH & WELLNESS

STUDENTS EXPERIENCED THE FOLLOWING **NEARLY EVERY DAY** DURING COVID-19...



MOST COMMON CHALLENGES **DISRUPTING** STUDENTS' ACADEMIC, TEACHING, AND/OR RESEARCH RESPONSIBILITIES:

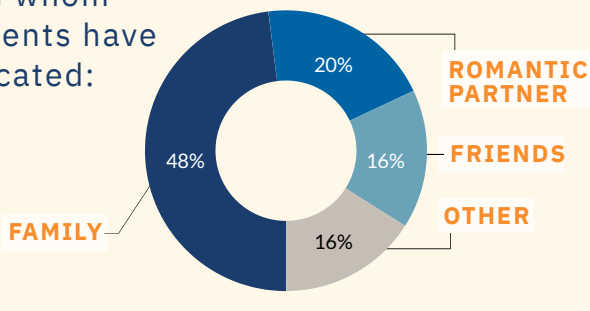


### EFFECTS OF COVID-19 ON HOUSING SECURITY

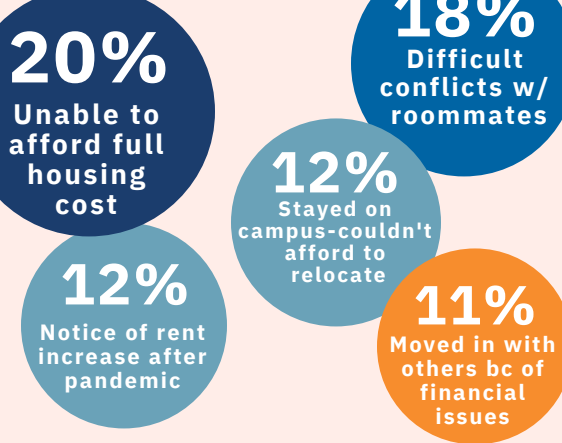
**1 in 10** students reported being **housing insecure** or at risk of being housing insecure during COVID-19

**21%** of students **relocated** as a result of COVID-19 (n=162)

With whom students have relocated:



[TOP 5] Have you experienced any of the following **housing issues** due to COVID-19?



### EFFECTS OF COVID-19 ON FOOD SECURITY

**45%** OF STUDENTS REPORTED BEING **FOOD INSECURE** SINCE COVID-19 (n=345)

TOP FACTORS PREVENTING STUDENTS FROM GETTING THE FOOD THEY NEEDED

**44%** AFRAID TO GO TO GROCERY STORE

**38%** DIDN'T FEEL SAFE GOING TO PANTRY/GROCERY STORE DUE TO RISK OF EXPOSURE

**33%** LONG LINES AT GROCERY STORE

### BASIC NEEDS RESOURCES DURING COVID-19

**52%** reported that **basic needs resources** have **often** or **always** been accessible for grad. students at their campuses

**33%** noted **hours of operation** as a **barrier** to accessing basic needs resources at their campuses

**CALFRESH** **86%** are not currently enrolled in CalFresh

**56%** of students who are not currently enrolled **do not know if they are CalFresh eligible**

**50%** ACCESSED FOOD ASSISTANCE

- 34% accessed the **food pantry & pop ups** *87% rated as helpful*
- 13% accessed the **grocery vouchers** *95% rated as helpful*
- 12% accessed the **pantry boxes/bundles** *91% rated as helpful*

**25%** ACCESSED FINANCIAL RELIEF

- 34% accessed **emerg. grants/loans** *81% rated as helpful*
- 6% accessed **emerg. gift cards** *78% rated as helpful*
- <2% accessed grants for student parents or former foster youth, and/or emergency medical relief

**6%** ACCESSED HOUSING ASSISTANCE

- 4% accessed **emerg. rental assistance, housing grants, or vouchers** *74% rated as helpful*
- <2% accessed emergency housing, security deposit funds, and/or housing case management

**68%** OF STUDENTS REPORTED THAT **AT LEAST 1 SERVICE REDUCED** **STRESS** OR **ANXIETY** RELATED TO MEETING THEIR BASIC NEEDS (N=515)

NEARLY **50%** OF STUDENTS INDICATED THIS SERVICE AS **FOOD ASSISTANCE**

### EFFECTS OF COVID-19 ON GRADUATE STUDENT LIFE

**STUDENT TEACHERS (n=224)** **44%** **93%** concerned about their students' abilities to meet basic needs during campus shut-downs

**PARENTING STUDENTS (n=71)** **82%** have difficulty focusing on work w/ their children around **76%** concerned with children's social/mental well-being while confined **58%** concerned about children's future academic performance

**STUDENTS' SPOUSES OR PARTNERS (n=233)** **21%** are full-time students

Employed - no change **28%**

Employed- hours decreased **16%**

Recently laid off **13%**

**STUDENTS W/ DEPENDENTS (n=46)** **76%** have 1 or 2 adult depts. (n=35) **67%** concerned w/ well-being of dependents **59%** have difficulty focusing on work w/ dependent around

Contacts: Suzanna Martinez, PhD, Suzanna.Martinez@ucsf.edu & Sevan Kalaydjian, MA, skalaydj@uci.edu