

UC SYSTEMWIDE GRADUATE STUDENTS' BASIC NEEDS DURING COVID-19 SURVEY

INFOGRAPHIC REPORT: COVID-19 EFFECTS
ON STUDENTS' BASIC NEEDS



SURVEY METHODS

During the summer of 2020, an online survey was administered to graduate students who had received Basic Needs services at seven University of California campuses. Respondents reported COVID-19 exposures and infections, COVID-19 impacts on work, basic needs (food and housing) and academics, and campus Basic Needs service utilization. The following infographics pertain to COVID-19 impacts on graduate students' basic needs.

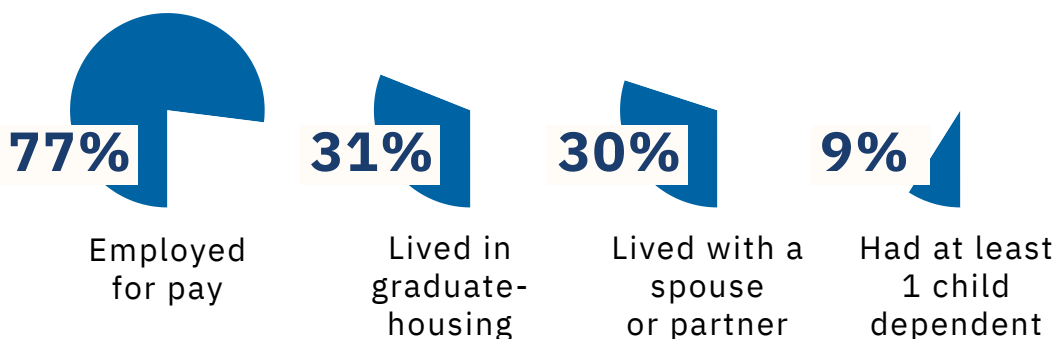


RESPONSES PER CAMPUS

UC San Diego	219	28%
UC Los Angeles	136	17%
UC Riverside	130	16%
UC Irvine	105	13%
UC Berkeley	101	13%
UC San Francisco	51	6%
UC Davis	49	6%
Total	791	100%



SAMPLE

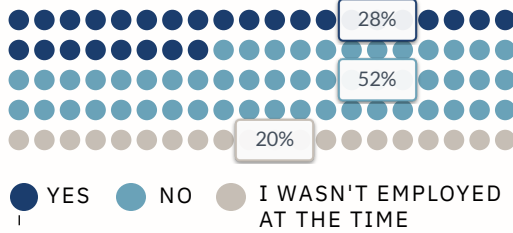


RESULTS



EFFECTS OF COVID-19 ON EMPLOYMENT/PAY

HAVE YOU HAD A CHANGE IN **PAID WORK** DUE TO COVID-19?



133 students had hours **decreased** or **lost a job**

29 students had hours **increased** or **got a 2nd job**

21 students had **no paid work**

HAS YOUR WORK **INCOME** CHANGED DUE TO COVID-19?



of employed students had a **decrease** in pay (n=183)

\$2,809 students' monthly (pre-tax) household income prior to COVID-19

-\$1,069 average decrease in students' income (n=121)

With the nature of your job, are you able to **work remotely**?

50%

Yes, 100% of the time

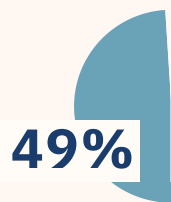
35%

Yes, less than 100% of the time

16%

No, not at all

EFFECTS OF COVID-19 ON FINANCES & FINANCIAL AID



OF STUDENTS REPORTED THAT THEIR **EXPENSES** HAD **INCREASED** SINCE COVID-19 (n=384)

DURING COVID-19, HOW OFTEN DID YOU SHARE YOUR MONEY WITH LOVED ONES?

About half the time **47%**

Most of the time **17%**

42% of students reported having a **financial aid package** in AY 2019-20 (n=329)

HOW DID COVID-19 IMPACT YOUR USE OF YOUR FINANCIAL AID PACKAGE?

46%

MY USAGE DIDN'T CHANGE

33%

RECEIVED ADDITIONAL COVID-19 FINANCIAL AID

16%

ACCEPTED MORE OF MY PACKAGE THAN OTHERWISE

28%

Have had difficulty covering costs like credit cards during COVID-19



23%

Applied for housing subsidies or allowances due to COVID-19



22%

Have had difficulty paying for basic needs like food & housing during COVID-19



EFFECTS OF COVID-19 ON HEALTH & WELLNESS

STUDENTS EXPERIENCED THE FOLLOWING **NEARLY EVERY DAY** DURING COVID-19...

61%

Had **trouble concentrating** on schoolwork

57%

Experienced **stress** or **anxiety**

47%

Had **sleep issues**

46%

Felt **depressed** or **hopeless**

MOST COMMON CHALLENGES **DISRUPTING** STUDENTS' ACADEMIC, TEACHING, AND/OR RESEARCH RESPONSIBILITIES:

Spending more time on errands, like groceries

54%

Caring for family more than usual

36%

EFFECTS OF COVID-19 ON HOUSING SECURITY

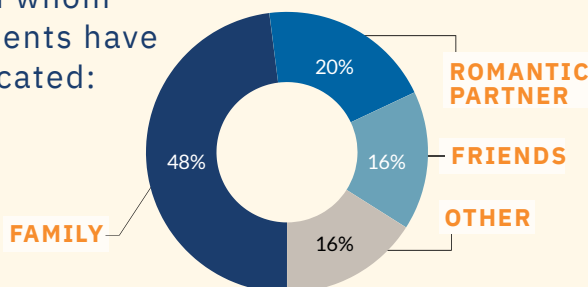


1 in 10 students reported being **housing insecure** or at risk of being housing insecure during COVID-19



21% of students **relocated** as a result of COVID-19 (n=162)

With whom students have relocated:



[TOP 5] Have you experienced any of the following **housing issues** due to COVID-19?

20%
Unable to afford full housing cost

18%
Difficult conflicts w/ roommates

12%
Stayed on campus-couldn't afford to relocate

12%
Notice of rent increase after pandemic

11%
Moved in with others bc of financial issues

EFFECTS OF COVID-19 ON FOOD SECURITY

45%

OF STUDENTS REPORTED BEING **FOOD INSECURE** SINCE COVID-19 (n=345)

TOP FACTORS PREVENTING STUDENTS FROM GETTING THE FOOD THEY NEEDED

- 44%** AFRAID TO GO TO GROCERY STORE
- 38%** DIDN'T FEEL SAFE GOING TO PANTRY/GROCERY STORE DUE TO RISK OF EXPOSURE
- 33%** LONG LINES AT GROCERY STORE



BASIC NEEDS RESOURCES DURING COVID-19

52% reported that **basic needs resources** have **often** or **always** been accessible for grad. students at their campuses



33% noted **hours of operation** as a **barrier** to accessing basic needs resources at their campuses



CALFRESH

86% are **not** currently enrolled in CalFresh



56% of students who are not currently enrolled **do not know** if they are CalFresh eligible



50%

ACCESSED FOOD ASSISTANCE

- 34% accessed the **food pantry & pop ups**
87% rated as helpful
- 13% accessed the **grocery vouchers**
95% rated as helpful
- 12% accessed the **pantry boxes/bundles**
91% rated as helpful



25%

ACCESSED FINANCIAL RELIEF

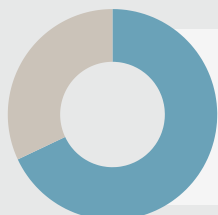
- 34% accessed **emerg. grants/loans**
81% rated as helpful
- 6% accessed **emerg. gift cards**
78% rated as helpful
- <2% accessed grants for student parents or former foster youth, and/or emergency medical relief



6%

ACCESSED HOUSING ASSISTANCE

- 4% accessed **emerg. rental assistance, housing grants, or vouchers**
74% rated as helpful
- <2% accessed emergency housing, security deposit funds, and/or housing case management



68% OF STUDENTS REPORTED THAT **AT LEAST 1 SERVICE REDUCED STRESS OR ANXIETY** RELATED TO MEETING THEIR BASIC NEEDS (N=515)

NEARLY **50%** OF STUDENTS INDICATED THIS SERVICE AS **FOOD ASSISTANCE**

EFFECTS OF COVID-19 ON GRADUATE STUDENT LIFE

STUDENT TEACHERS (n=224)



concerned about their students' abilities to meet basic needs during campus shut-downs

connected students to basic needs resources at their campuses

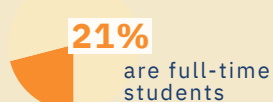
PARENTING STUDENTS (n=71)

82% have difficulty focusing on work w/ their children around

76% concerned with children's social/mental well-being while confined

58% concerned about children's future academic performance

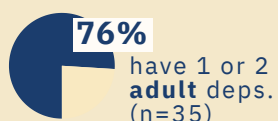
STUDENTS' SPOUSES OR PARTNERS (n=233)



21% are full-time students

Employed - no change **28%**
Employed- hours decreased **16%**
Recently laid off **13%**

STUDENTS W/ DEPENDENTS (n=46)



76% have 1 or 2 adult depts. (n=35)

67% concerned w/ health & well-being of dependents

59% have difficulty focusing on work w/ dependent around

Contacts: Suzanna Martinez, PhD, Suzanna.Martinez@ucsf.edu & Sevan Kalaydjian, MA, skalaydj@uci.edu